



District Report Card: 2017


State: Mizoram	District: Lunglei
Class: 3	Subject: Language
Schools: 50	Students: 488


Participation/Coverage


Students

<div>GENDER</div> <div></div>	Boys				Girls			
	Number		%		Number		%	
	228		46.72		260		53.28	

<div>AREA</div> <div></div>	Rural				Urban			
	Number		%		Number		%	
	379		77.66		109		22.34	

<div>CATEGORY</div> <div></div>	SC		ST		OBC		GEN	
	Number	%	Number	%	Number	%	Number	%
	0	0.00	485	99.39	3	0.61	0	0.00

<div>CWSN</div> <div></div>	LD	VI	HI	S&LD	ID	Oth
	1	2	1	0	1	0

<div>Management</div> <div></div>	Government			Government-aided		
	Number		%	Number		%
	483		98.98	5		1.02

Average Performance of Students in Language (%)

Overall	Gender		Area		Management		Social Group			
	Male	Female	Rural	Urban	Govt.	Aided	SC	ST	OBC	GEN
65.29	64.47	66.00	66.58	60.80	65.36	58.67	0.00	65.10	95.56	0.00

Performance on Learning Outcomes (LOs)

Learning Outcomes	Description	Average Performance(%)
L304	Reads small texts with comprehension i.e., identifies main ideas, details, sequence and draws conclusions	67.21
L312	Reads printed scripts on the classroom walls: poems, posters, charts etc.	61.43

Range of Performance of Students who Answered Correctly							
Below 30%		30% - 50%		50% - 75%		Above 75%	
Number	%	Number	%	Number	%	Number	%
44	9.02	87	17.83	158	32.38	199	40.78

Lowest Performing Learning Outcomes (LOs)

1 - Reads printed scripts on the classroom walls: poems, posters, charts etc. (61.43)

2 - Reads small texts with comprehension i.e., identifies main ideas, details, sequence and draws conclusions (67.21)